



# DB101S THRU DB107S

## GLASS PASSIVATED SINGLE-PHASE BRIDGE RECTIFIER

**VOLTAGE** 50 to 1000 Volts **CURRENT** 1.0 Amperes

### FEATURES

- Plastic material used carries Underwriters Laboratory recognition 94V-0
- Low leakage
- Surge overload rating-- 30 amperes peak
- Ideal for printed circuit board

Green molding compound as per IEC61249 Std. . (Halogen Free)

### MECHANICAL DATA

Case: Reliable low cost construction utilizing molded plastic technique results in inexpensive product

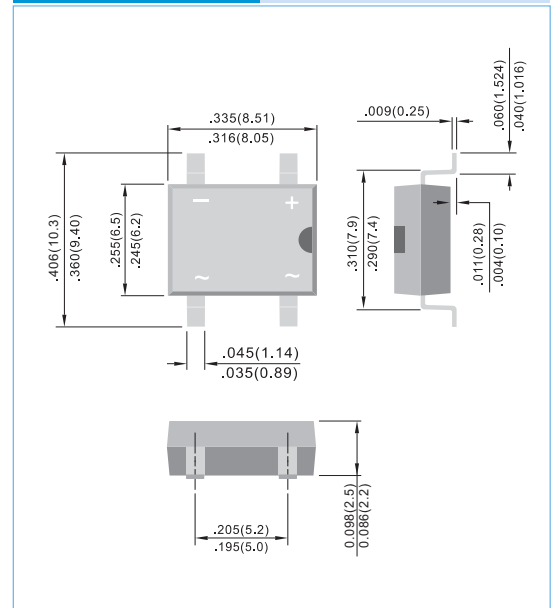
Terminals: Lead solderable per MIL-STD-750, Method 2026

Polarity: Polarity symbols molded or marking on body

Mounting Position: Any

Weight: 0.02 ounce, 0.4 gram

DB-S Unit : inch (mm)



### MAXIMUM RATINGS AND ELECTRICAL CHARACTERISTICS

Maximum Ratings & Electrical Characteristics Ratings at 25°C ambient temperature unless otherwise specified

	SYMBOLS	DB 101S	DB 102S	DB 103S	DB 104S	DB 105S	DB 106S	DB 107S	UNITS
最大可重复峰值反向电压 Maximum repetitive peak reverse voltage	VRRM	50	100	200	400	600	800	1000	Volts
最大均方根电压 Maximum RMS voltage	VRMS	35	70	140	280	420	560	700	Volts
最大直流阻断电压 Maximum DC blocking voltage	VDC	50	100	200	400	600	800	1000	Volts
最大正向平均整流电流 Maximum average forward output rectified	I(AV)	1.0							Amps
正向峰值浪涌电流 8.3ms 单一正弦半波 Peak forward surge current 8.3ms single half sine-wave	IFSM	60							Amps
最大正向电压降 Maximum forward voltage	VF	1.05							Volts
最大反向漏电流 Maximum reverse voltage	IR	5.0 100							μ A
典型结电容 Type junction capacitance VR=4.0V f=1.0MHz	CJ	25							pF
工作温度和存储温度 Operating junction and storage temperature range	TJ.TSTG	-55 to + 150							°C

# DB101S THRU DB107S

## RATING AND CHARACTERISTIC CURVES

FIG. 1 FORWARD CURRENT DERATING CURVE

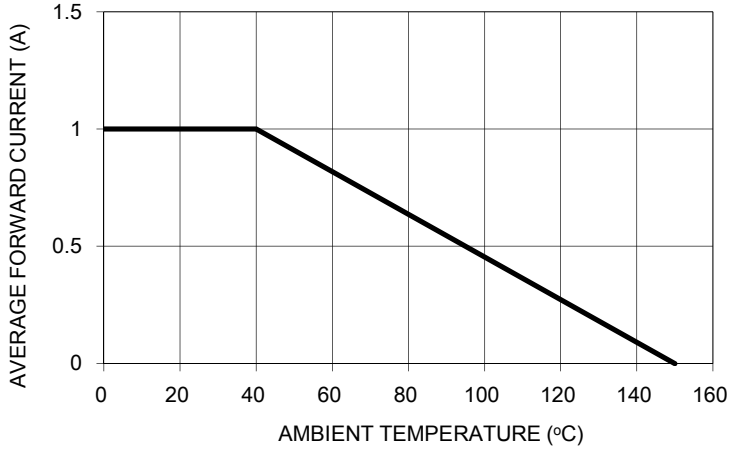


FIG. 3 MAXIMUM NON-REPETITIVE FORWARD SURGE CURRENT

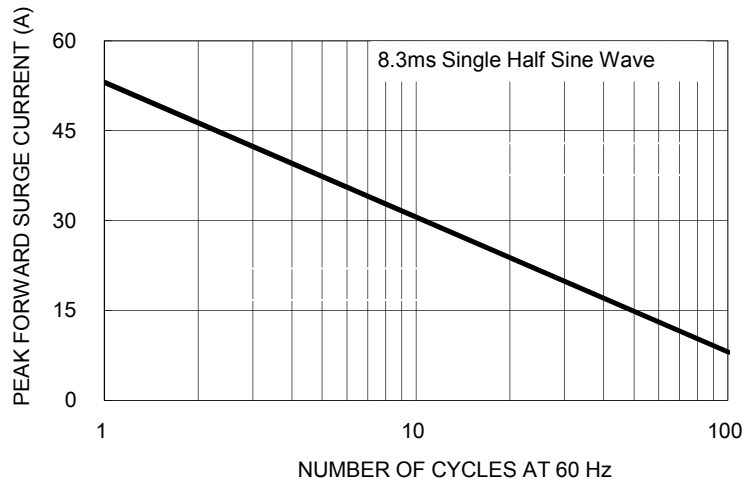


FIG. 5 TYPICAL JUNCTION CAPACITANCE

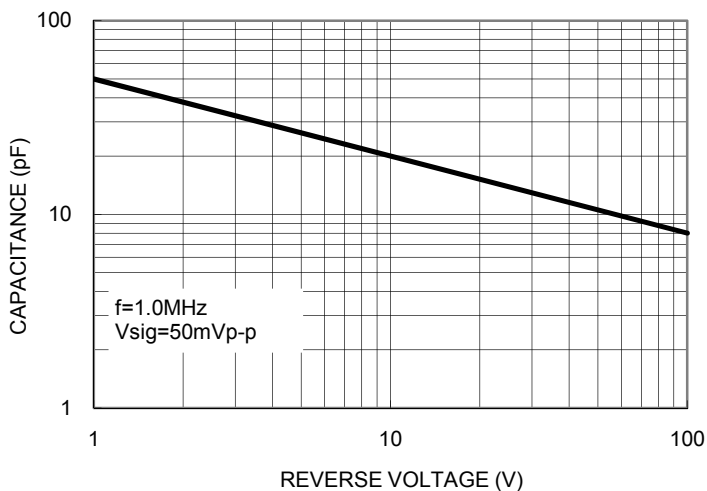


FIG. 2 TYPICAL REVERSE CHARACTERISTICS

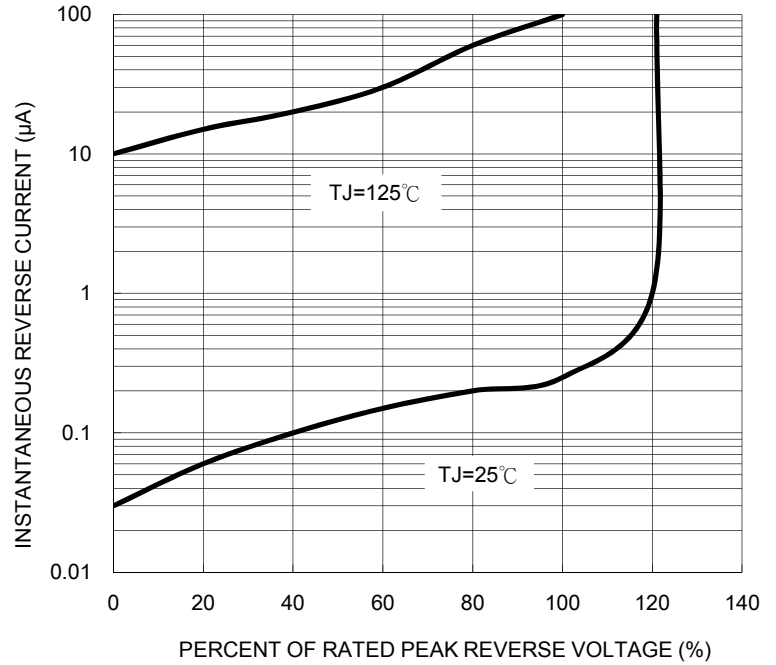


FIG. 4 TYPICAL FORWARD CHARACTERISTICS

